

If you have any questions, please contact me at [jamie@teachmommyteach.com](mailto:jamie@teachmommyteach.com)

Thank you for downloading!

You May:

- use these resources in your own home or classroom for non-commercial use.
- print as many copies as you would like.
- share the website link, <https://teachmommyteach.com/>, where this printable can be found, so that others can download the file.

You May NOT:

- sell, give away, or share a printed copy. Each person should download separately and print.
- print out a copy for multiple teachers, as in an entire school, co-op, or other group. Each teacher should download separately and print.
- link directly to the pdf. Instead, link to the page on <https://teachmommyteach.com/> or <https://teacherspayteacher.com/> where you found the download.
- claim this or any part of this printable as your own.
- alter this printable and claim it as your own.
- host any of the files on your personal or other websites that can be shared with others.
- Upload this resource to any file sharing sites

Credits!! Thank you Speaking of Images and Open Clipart!



<https://www.teacherspayteachers.com/Store/Speaking-Of-Images>



<https://openclipart.org/>


# First Stories Book 2: Sam Sat

## Pre-Reading Worksheets

Your child will practice *CVC* words; specifically the *-ug* words.

Name: \_\_\_\_\_

Circle all of the -UG words.



Circle the UG in each word. Read each word. Trace each word. Write each word.

hug

tug

dog

Thank you openclipart.org for the wonderful clipart!

Name: \_\_\_\_\_


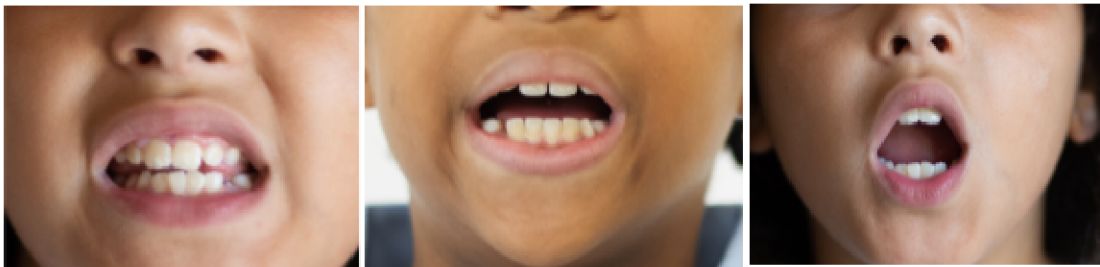
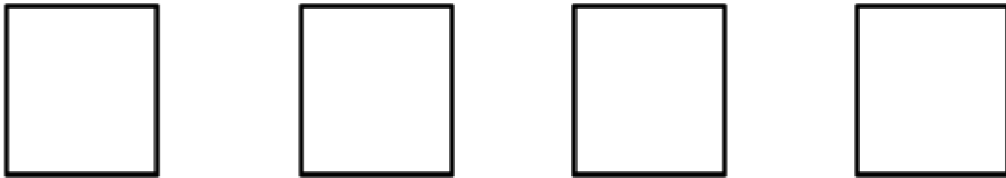


Read each word. Trace each word. Write each word. Draw a picture of the word.

A large rectangular box containing a handwriting practice area. At the top, the word "hid" is written in a dotted font on a set of three horizontal lines (top, middle dashed, bottom). Below the word, there is a large blank space for writing and drawing.

A large rectangular box containing a handwriting practice area. At the top, the word "sat" is written in a dotted font on a set of three horizontal lines (top, middle dashed, bottom). Below the word, there is a large blank space for writing and drawing.

Name: \_\_\_\_\_

Read the two words below. Cut out the graphemes (letters) below. Then match the graphemes (letters) to the pictures of the mouths saying the words, and glue. Write the words on the handwriting lines.



# First Stories Book 2: Sam Sat

## Extra Practice Post-Reading Worksheets

Name: \_\_\_\_\_


Read the following story with the help of a grown-up.

Let's tug and tug. Tug to win!

Let's run and tug. Tug to win!

Tug and tug! We win!

Hug and hug. Fun! Fun!



# First Stories Book 2: Sam Sat

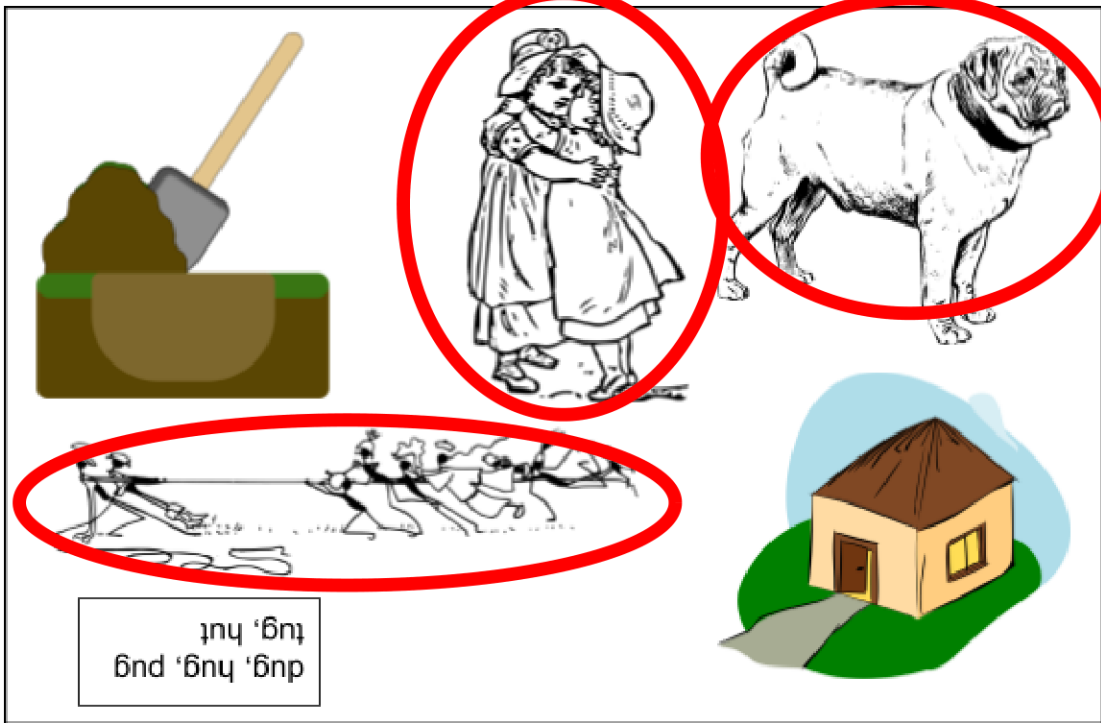
## Answers Pre-Reading Worksheets

Your child will practice *CVC* words; specifically the *-ug* words.



Name: Answers

Circle all of the -UG words.



Circle the UG in each word. Read each word. Trace each word. Write each word.

hug hug

tug tug


dug dug

Thank you openclipart.org for the wonderful clipart!


Name: Answers

Read each word. Trace each word. Write each word. Draw a picture of the word.

hid hid

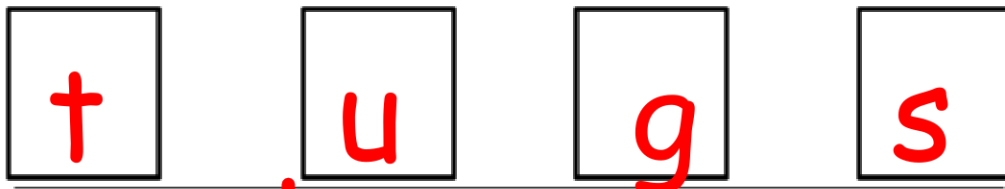




sat sat

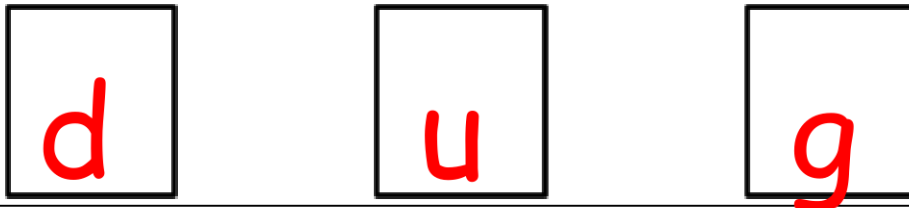



Name: **Answers**

Read the two words below. Cut out the graphemes (letters) below. Then match the graphemes (letters) to the pictures of the mouths saying the words, and glue. Write the words on the handwriting lines.



tugs



dug

First Stories Book 2:

Sam Sat

**Answers**

Extra Practice

Post-Reading Worksheets

Name: Answers

Read the following story with the help of a grown-up.

Let's tug and tug. Tug to win!

Let's run and tug. Tug to win!

Tug and tug! We win!

Hug and hug. Fun! Fun!

